

Marengo County Education Attainment Charts

This section of charts contains Education data using the latest 2019 American Community Survey data. In the first chart, **Figure 1** shows the number of people age 25 years or older who have graduated from high school or completed the GED or equivalent credential. [Marengo County](#) shows it has 84% percent high school graduates or better which is the 2nd most of all the counties in the area. The county with the highest percent high school graduates or better in the area is [Sumter County](#) with a high school graduates of 84% measures about the same size.

The number of people aged 25 years or older who have graduated from college with a Bachelor's degree is shown in **Figure 2**. Marengo County illustrates it has 15% percent with a bachelors degree or higher which is the 3d most of all other counties in the area. The county with the highest percent with a bachelors degree or higher in the area is [Sumter County](#) with a percent with a bachelors degree of 22% is 41.6% larger.

Figure 4 shows the percentage of people aged 25 years or older who either have no schooling or dropped out of school before completing high school. [Marengo County](#) shows it has 16% percent who dropped out of

school which is the 6th ranked in percent who dropped out of school out of 10 total in the area. The county with the highest percent who dropped out of school in the area is [Wilcox County](#) with a percent who dropped out of school of 23% compares as 42.3% larger.

The next chart ([Figure 8](#)) shows a detailed frequency distribution of the bachelors degrees earned by residents aged 25 years and older. Marengo County has the largest proportion of percent of people with a degree in Engineering at 6.3% of the total and is ranked #1.

Marengo County School Enrollment Charts

[Figure 17](#) provides a view of all students high school students who are enrolled in public versus private schools. Marengo County Alabama has the largest proportion of percent enrolled in a public high school at 92% of the total and is ranked #1.

The next chart in [Figure 20](#) looks at the total number of students enrolled in each place shown. (Enrollment includes all students from preschool to graduate school.) Marengo County shows it has 4,639 Total population enrolled in school which is the 2nd most of all the counties in the area. The county with the highest Total population enrolled in school in the area is [Clarke County](#) with a Total population enrolled in school of 5,003 is 7.8% larger.

Comparing Total population enrolled in school to the [United States](#) average of 81,415,106, Marengo County measures only about 0.0% the size. Also, compared to the state of [Alabama](#), Total population enrolled in school of 1,182,234, Marengo County is only about 0.4% the size.

Marengo County Area Schools Charts

Figure 23 lists the schools in the area along with the school district and other information. Some of the Area Schools are: George P Austin Jr High Sch, Linden High Sch, Linden Elem Sch, Amelia L. Johnson High Sch, and Sweet Water High Sch. The next illustration in **Figure 24** shows the total school enrollment for all grades at the school using NCES Common Core data. Looking at Enrollment for Area Schools we find that Sweet Water High Sch ranks the largest with a value of 660 enrolled students. The next largest values are for: Demopolis High Sch (659), Demopolis Middle Sch (563), Thomasville Elem Sch (550), and Us Jones Elem Sch (536). The difference between the highest value (Sweet Water High Sch) and the next highest (Demopolis High Sch) is that the enrolled students is about compares as about the same size.

Figure 25 show the ratio of the number of students to the number of teachers. Good measures are lower because they indicate less students for any one teacher to educate. Looking at Student to Teacher

Ratio for Area Schools we find that John Essex High Sch ranks the largest with a value of 7.8 Student to Teacher Ratio. The next largest values are for: Amelia L. Johnson High Sch (8.6), Marengo High Sch (9.9), George P Austin Jr High Sch (10.2), and Westside Elem Sch (10.4). The difference between the lowest value (John Essex High Sch) and the next lowest (Amelia L. Johnson High Sch) is that the Student to Teacher Ratio is 9.9% larger.

Demographics	Housing	Economy	Education	Healthcare	
--------------	---------	---------	-----------	------------	--

Choose Places to Show

Choose

Single Places Charts

Show

Marengo County

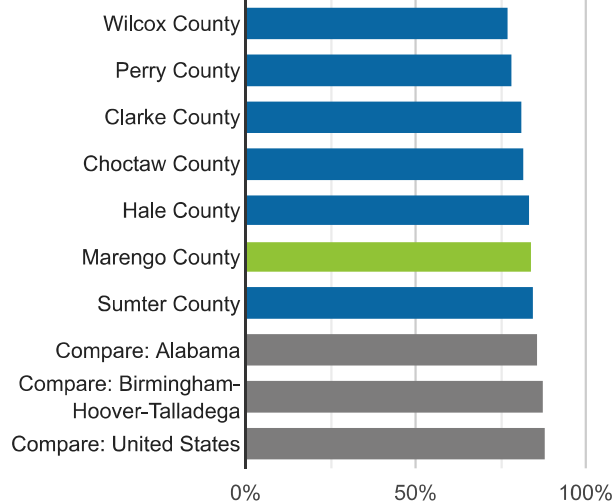
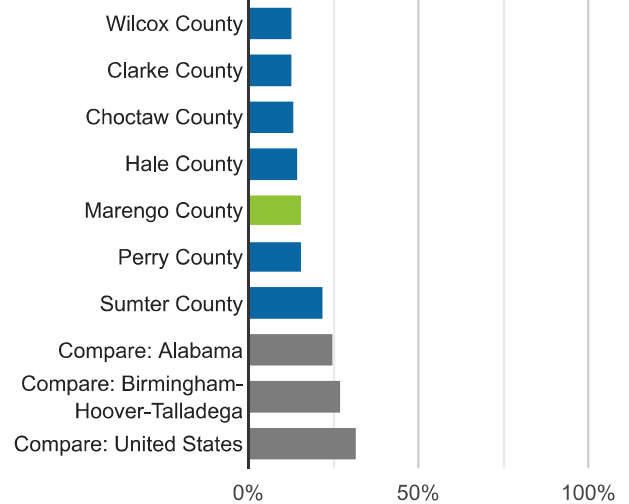
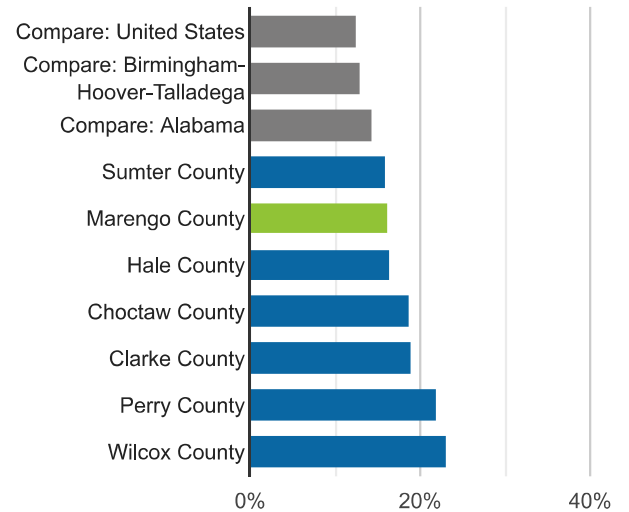
Figure 1: Marengo County, AL At least High School Education**Figure 2: Marengo County, AL Bachelors Degree or Better Education****Figure 3: Advertisement****Figure 4: Marengo County, AL School Dropout Rate****Figure 5: Marengo County, AL Education Attainment Breakdown****Figure 6: Higher Education Attainment (100%=All People with Bachelor or better)**

Figure 5: Marengo County, AL Education Attainment Breakdown

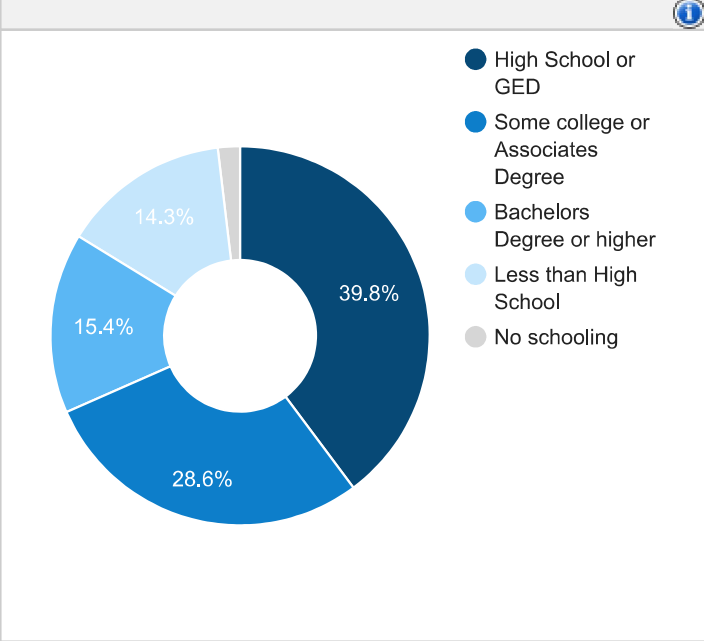


Figure 6: Higher Education Attainment (100%=All People with Bachelor or better)

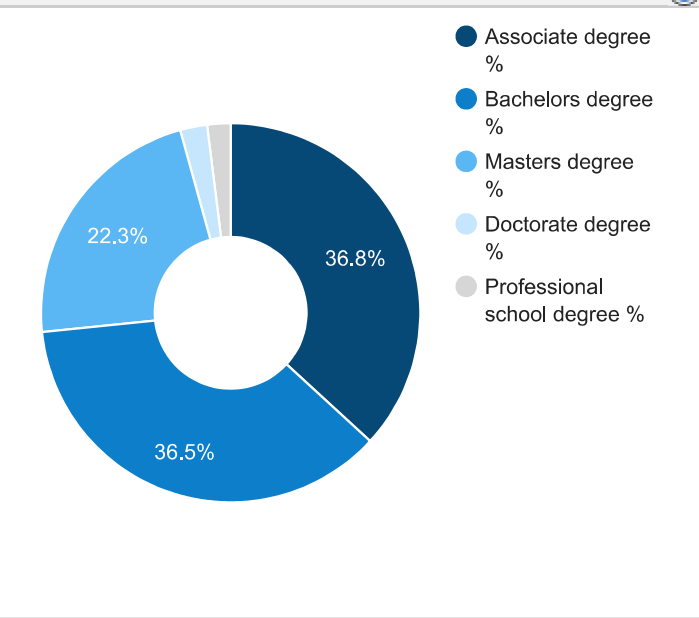


Figure 7: Marengo County, AL Bachelors Degrees Field of Study

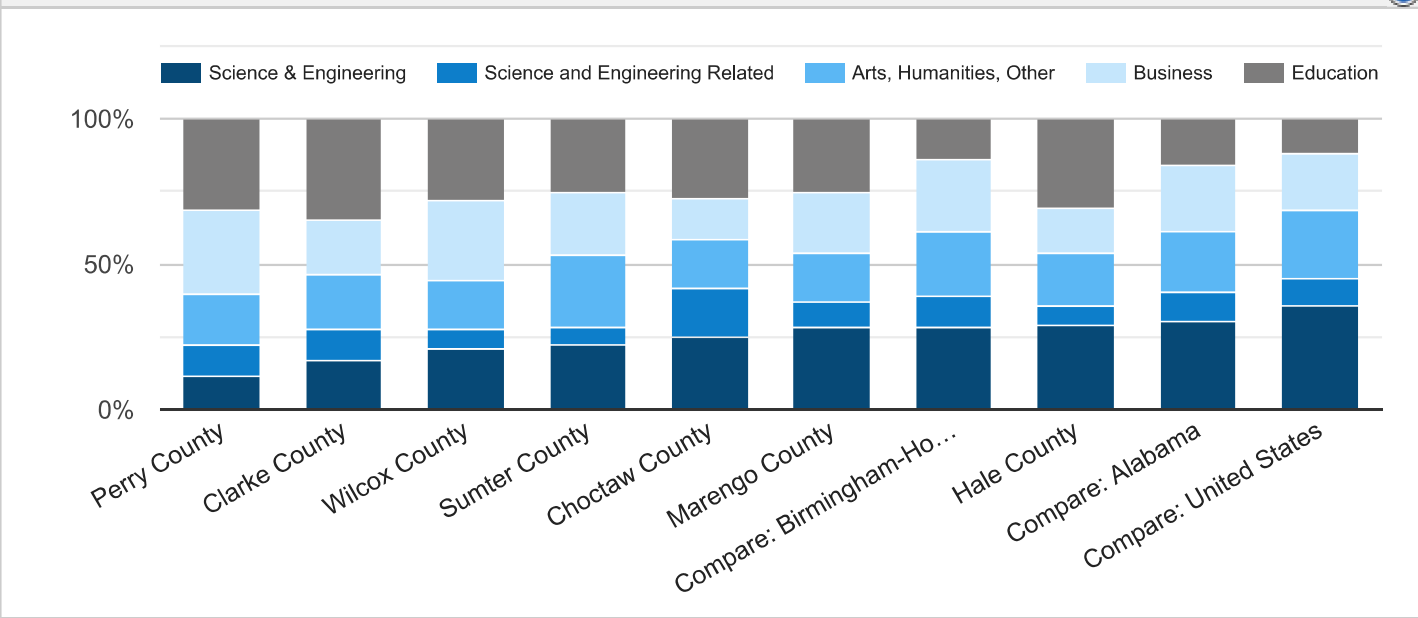


Figure 8: Marengo County, AL Bachelors Degree Obtained



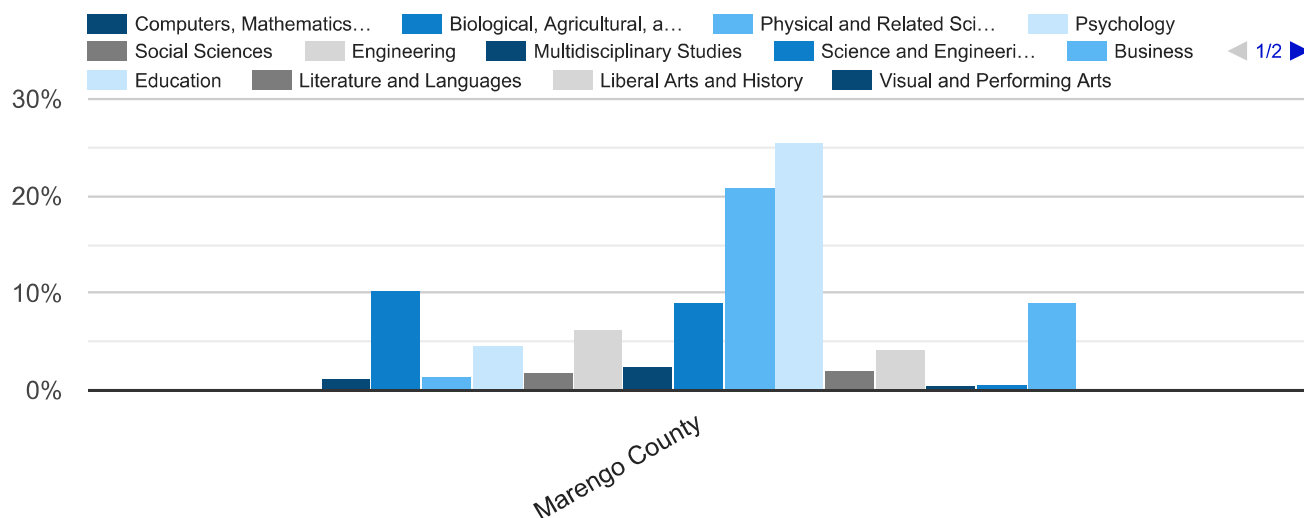
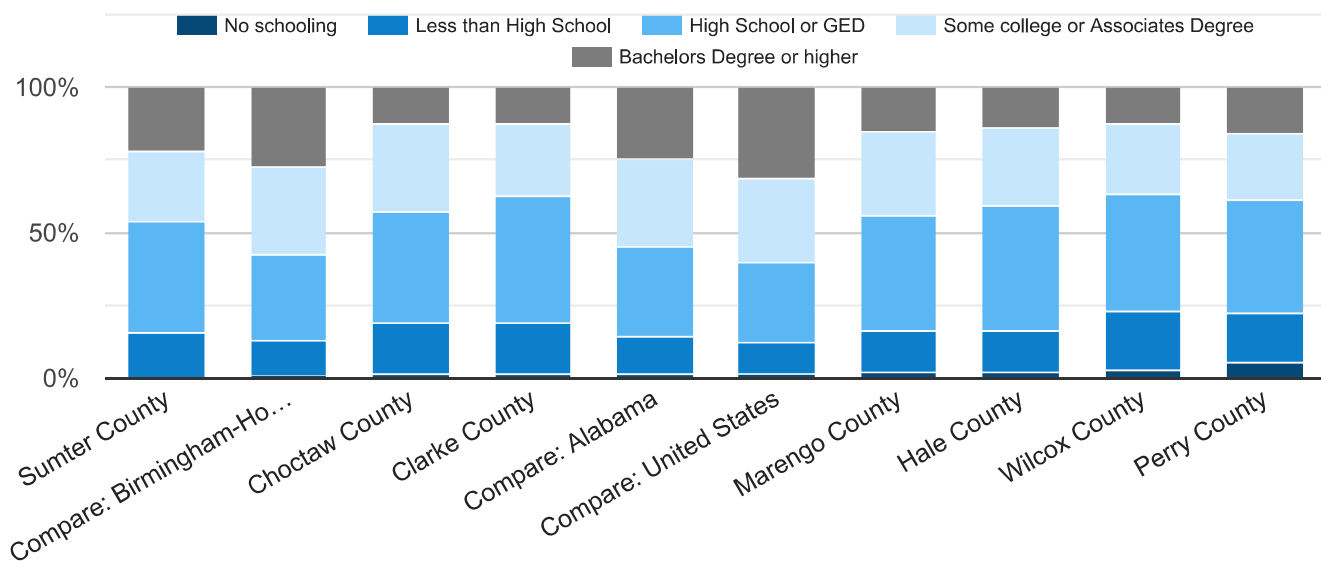
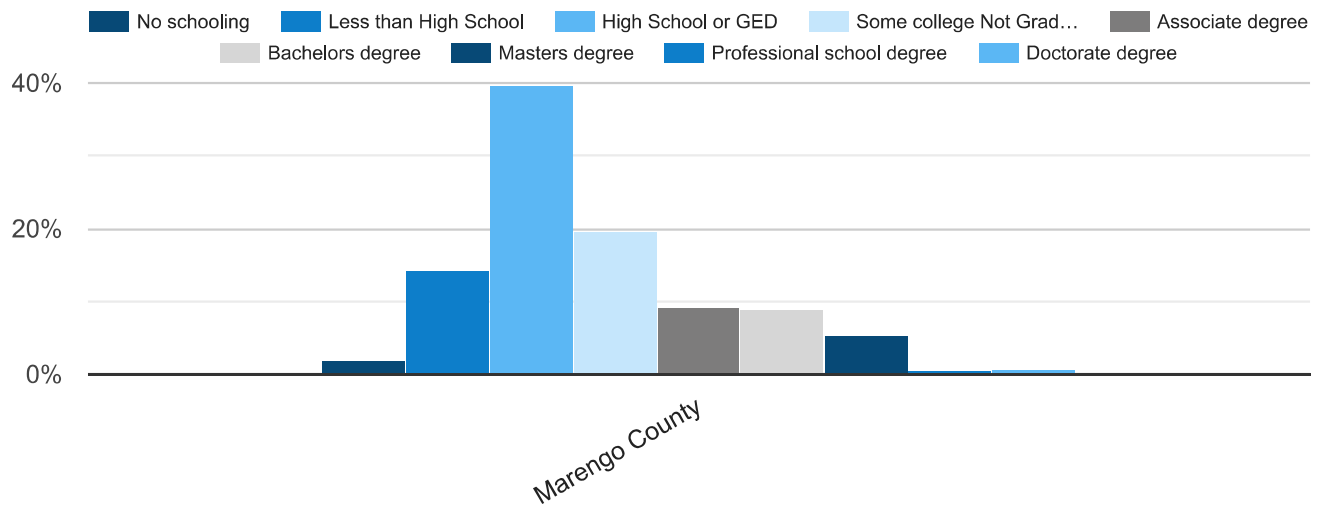
Figure 8: Marengo County, AL Bachelors Degree Obtained**Figure 9: Marengo County, AL Education Attainment by Level Comparison (Age 25+)****Figure 10: Marengo County, AL Education Attainment Detailed Comparison (Age 25+)**

Figure 10: Marengo County, AL Education Attainment Detailed Comparison (Age 25+)**Figure 11: Marengo County, AL Detailed Education Attainment Breakout by Age Group (Age 18+)**

Education	18 to 24 years	25 to 34 years	35 to 44 years	45 to 64 years	65 years and over
9th to 12th grade, no diploma	21.5%	9.1%	4.6%	13.2%	10.2%
Associates degree	9.6%	10.0%	9.8%	10.8%	5.3%
Bachelors degree	0.3%	10.0%	10.1%	10.1%	5.7%
Graduate or professional degree	0%	3.7%	8.3%	8.3%	4.6%

Figure 12: Marengo County, AL Detailed Education Attainment Breakout by Race (Age 25+)

Figure 12: Marengo County, AL Detailed Education Attainment Breakout by Race (Age 25+)

Education	White	Black	American Indian	Asian	Native Hawaiian	His
Bachelors degree or higher	19.9%	11.0%	46.7%	0%	0%	
High school graduate or GED	34.1%	45.2%	10.0%	0%	0%	
Less than high school diploma	10.1%	21.9%	33.3%	0%	0%	
Some college or	25.0%	21.0%	10.0%	0%	0%	

Figure 13: Marengo County, AL Detailed Male and Female breakdown of Educational Attainment

Education	Total	Male	Female
Associates Degree	9.0%	8.1%	9.7%
Bachelors Degree	8.9%	9.2%	8.7%
Doctorate degree	0.6%	0.6%	0.5%
High school/GED	39.8%	39.7%	39.8%
Less than High School	14.3%	17.2%	11.8%
Masters degree	5.4%	3.8%	6.9%
No schooling completed	1.9%	2.6%	1.3%
Professional school degree	0.5%	0.4%	0.6%
Some college-No Degree	19.6%	18.4%	20.7%

Figure 14: Marengo County, AL School Enrollment by Aggregate Categories

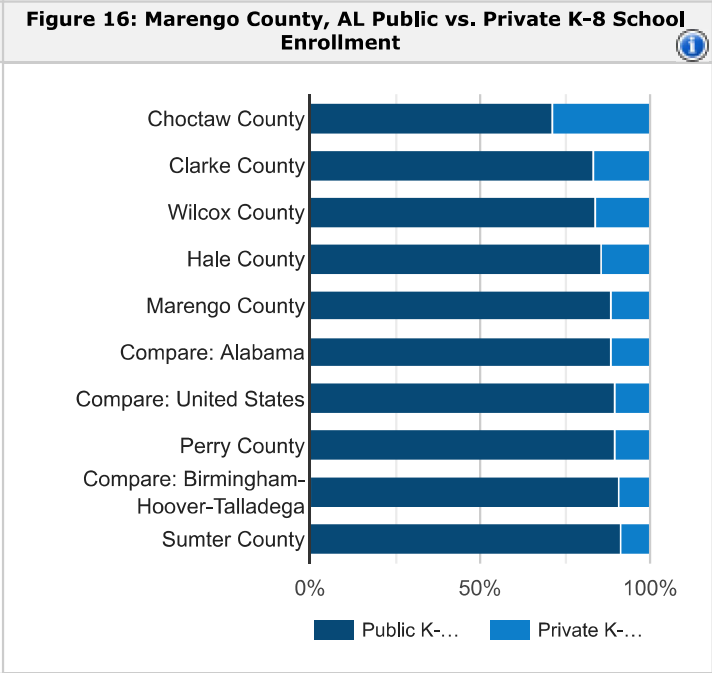
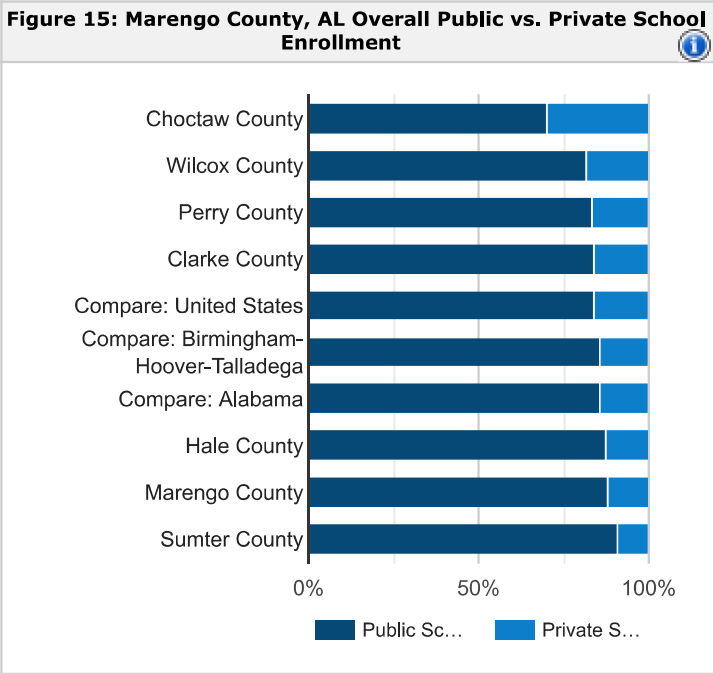
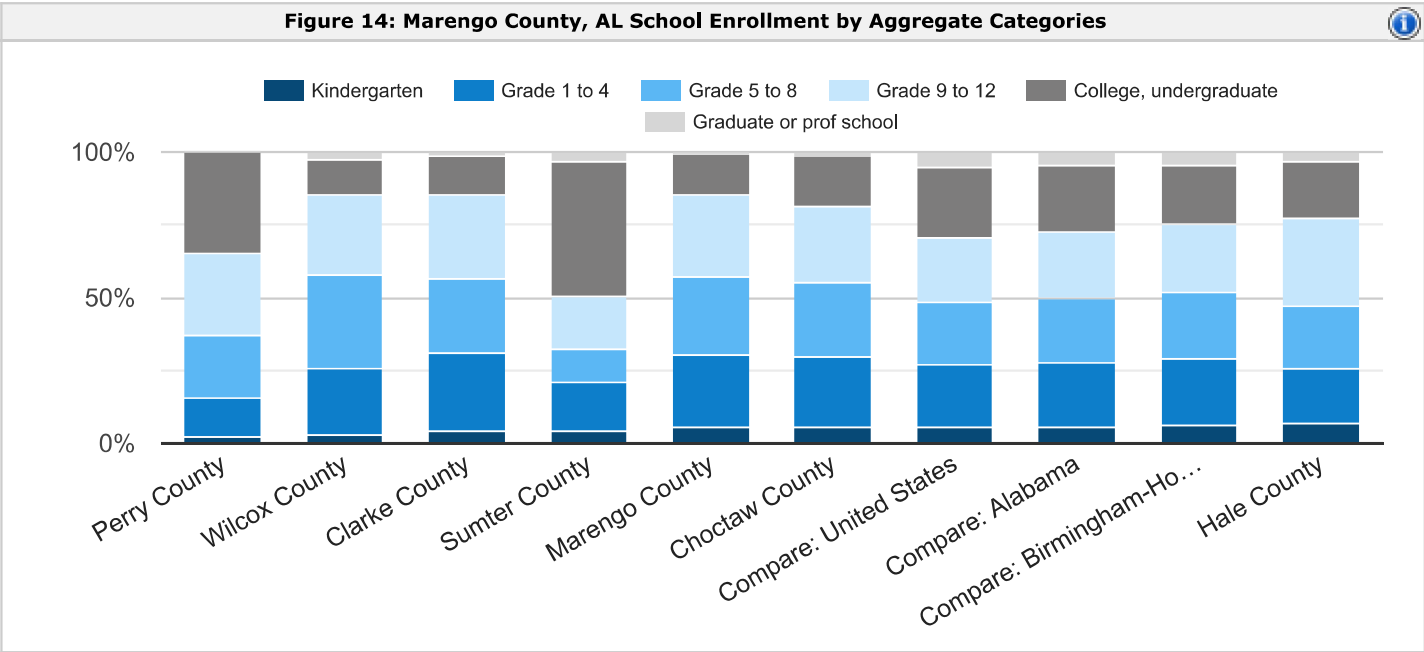


Figure 17: Marengo County, AL Public vs. Private High School Enrollment

Figure 18: Marengo County, AL Public vs. Private College Enrollment

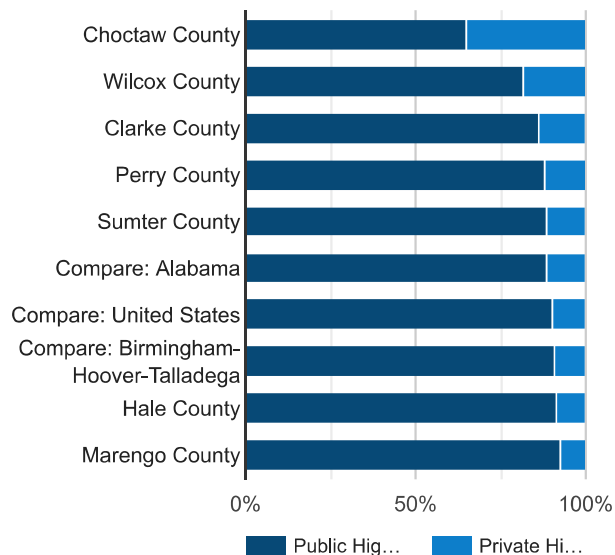
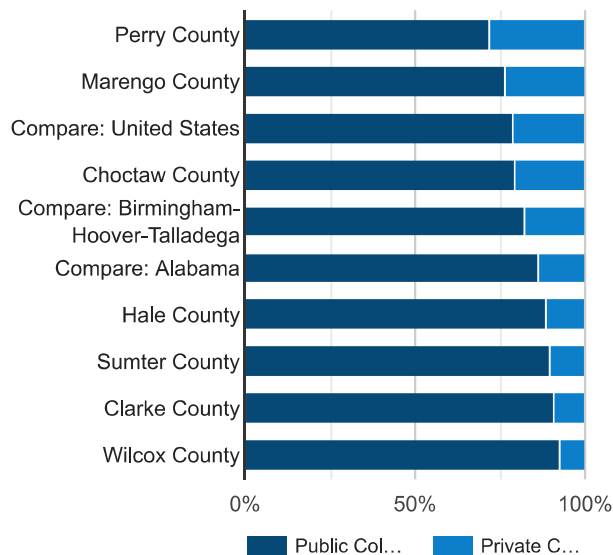
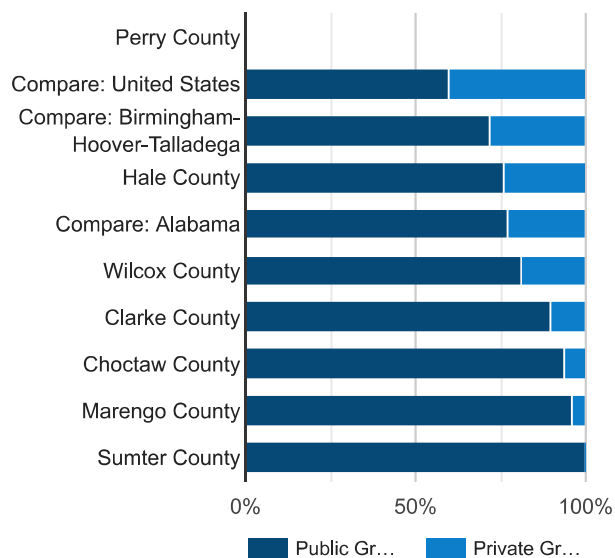
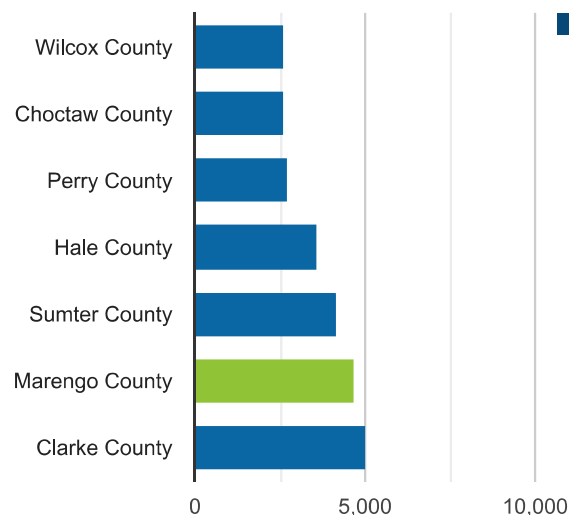
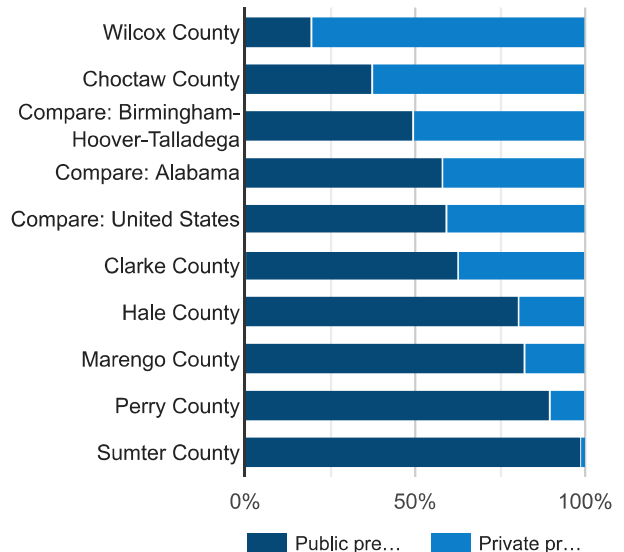
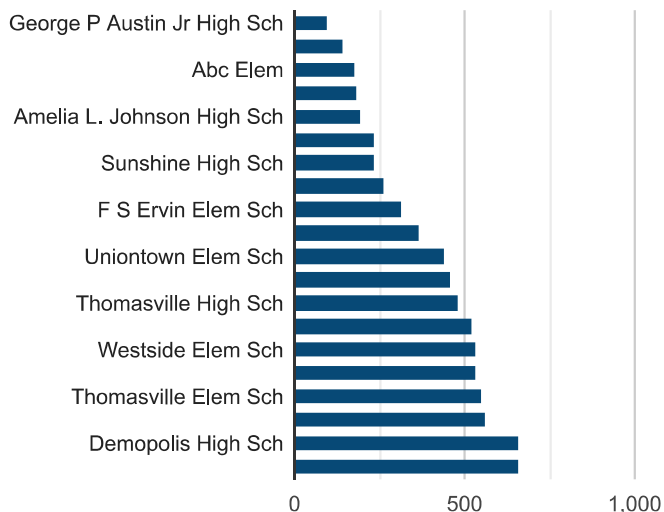
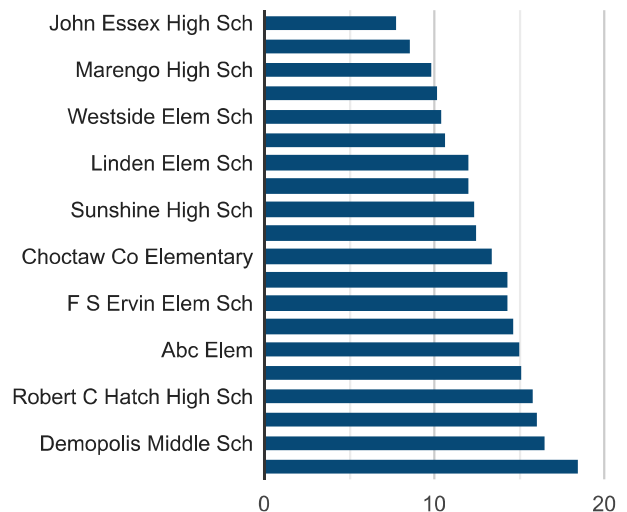
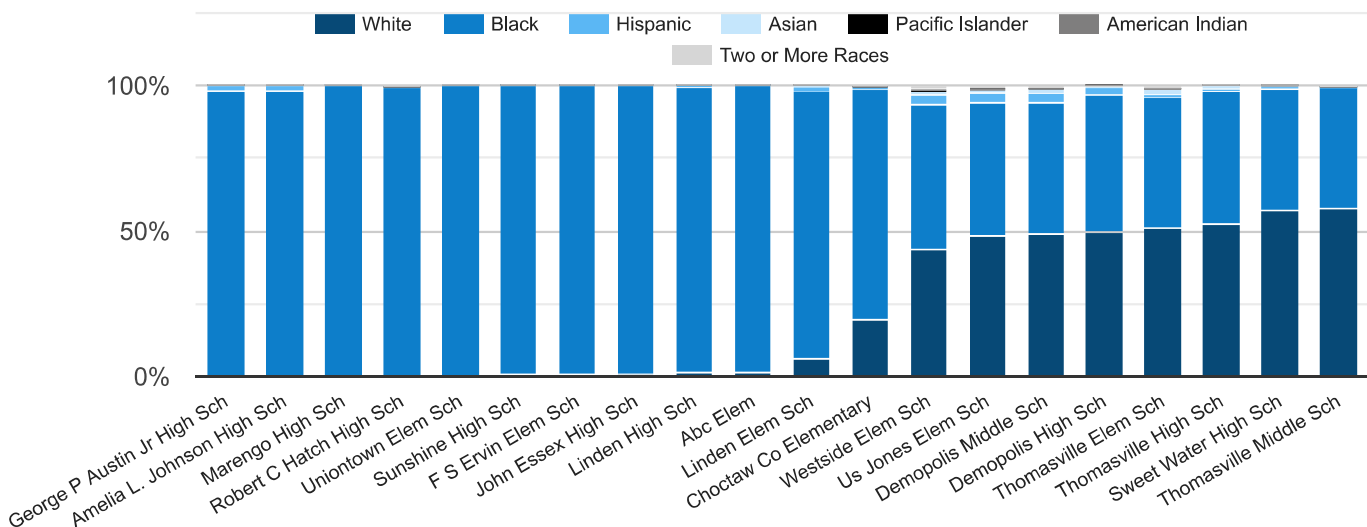
Figure 17: Marengo County, AL Public vs. Private High School Enrollment**Figure 18: Marengo County, AL Public vs. Private College Enrollment****Figure 19: Marengo County, AL Public vs. Private Graduate or Professional School Enrollment****Figure 20: Marengo County, AL Total Enrolled in Schools****Figure 21: Advertisement****Figure 22: Marengo County, AL Public vs. Private Preschool**

Figure 21: Advertisement**Figure 22: Marengo County, AL Public vs. Private Preschool****Figure 23: List of Schools in the Marengo County, AL Area (2013)**

School Name	School District	School Level	Grade Range	Magnet School	Charter School
Westside Elem Sch	Demopolis City	Primary School	PK to 2	No	No
Us Jones Elem Sch	Demopolis City	Primary School	3 to 5	No	No
Uniontown Elem Sch	Perry County	Primary School	K to 6	No	No
Thomasville Middle Sch	Thomasville City	Middle School	5 to 9	No	No
Thomasville High Sch	Thomasville City	High School	8 to 12	No	No
Thomasville Elem Sch	Thomasville City	Primary School	PK to 4	No	No
Sweet Water High Sch	Marengo County	Other	K to 12	No	No
Sunshine High Sch	Hale County	Other	K to 12	No	No
Robert C Hatch High Sch	Perry County	High School	7 to 12	No	No

1 2

Figure 24: Marengo County, AL School Enrollment (2013)**Figure 25: Student to Teacher Ratios (2013) - Low Scores Are Better**

Figure 24: Marengo County, AL School Enrollment (2013)**Figure 25: Student to Teacher Ratios (2013) - Low Scores Are Better****Figure 26: Marengo County, AL School Racial Mix (2013)**

Cities marked with an asterisk ("*") should resemble a city or town but do not have their own government (i.e. Mayor, City Council, etc.) These places should be recognizable by the local community but their boundaries have no legal status. Technically these include both Census Designated Places (CDP) and Census County Divisions (CCD) which are defined by the Census Bureau along with local authorities. (For more information, see: [Census Designated Place or "CDP"](#)) and [Census County Division "CCD"](#).)

For comparison purposes, the US and state value are provided as well as in some areas a "Combined Statistical Area" or CSA. These are large groupings of adjacent metropolitan areas identified by the Census Bureau based on social and economic ties. (See: [Combined Statistical Area](#))

Data sources - Mouse over icon in upper right corner of each chart for information.

